

3.00 Cable  
 19.95 1st Set  
 24.00 Labor  
 19.95 Rim  
 369.75

27.00  
 19.95

369.75  
 19.95

.75  
 .75  
 .75  
 .75

# REPAIR AND REFINISH PRICE LIST

(Effective April 1, 1989)

## REPAIRS

### TO DAVE MOULTON BUILT FRAMES ONLY

Top or Down Tubes .....	\$ 95.00
Seat Tube .....	120.00
Seat Stays .....	90.00
Chainstay (1) .....	90.00
Chainstay (2) .....	115.00
Rear Dropouts (pair only) .....	80.00
Bottom Bracket .....	95.00
Head Tube (with Lugs) .....	125.00
Straighten Frame (min.) .....	25.00
Fork Replaced (FUSO) .....	125.00
Fork Replaced (FUSO LUX w/chrome) .....	180.00
Replace steerer .....	85.00
Replace Blades (FUSO) .....	95.00
Replace Blades (LUX w/chrome) .....	130.00

## REFINISH

FUSO Frameset FR1 .....	190.00	1 color
FUSO Frameset FRX .....	215.00	2 or 3 color
FUSO LUX Frameset (mask existing chrome)	295.00	
Rechrome FUSO LUX .....	80.00	
Repaint Pump .....	20.00	

+ \$68.00 TUNNEL

less 15%  
 \$ 263.50

## PRICES EFFECTIVE APRIL 1, 1989

### FUSO FR1

The first and original FUSO frame. Now by limiting the sizes available to 50 through 62 in even sizes, and offering this frame in single color with the white panel decals you are familiar with, and no optional extras, we are able to reduce the price of this frame considerably without lowering quality.

FUSO FR1 Frameset	685.00
50, 52, 54, 56, 58cm SL .....	
FUSO FR1 Frameset	765.00
56, 58, 60, 62cm in SLX .....	

### FUSO FRX

A brand new model. Available in centimeter increments from 49 through 64 and optional extras available. Painted in 1, 2 or 3 colors chosen from our standard range. New vinyl decals individual letters, no panel and color coordinated with the finish.

FUSO FRX Frameset	829.00
49cm to 55cm in SL .....	
FUSO FRX Frameset	929.00
56cm to 64cm in SLX .....	

### OPTIONS on FRX's

Front Der. Braze-on .....	35.00
Tunnel Thru Top Tube .....	80.00
Color Match Pump .....	45.00
Chrome Dropouts .....	70.00

### FUSO LUX

The frame for the connoisseur. Brake cable tunnel and front derailleur braze-on included in the price, as is chrome, dropouts, right chainstay, chain hanger and front derailleur braze-on. Built to order with almost unlimited paint choice. Now includes engraved seat-stay tops and brake bridge. Delivery time for the FUSO LUX averages 6-8 weeks but can take longer if we have a heavy workload.

FUSO LUX (SL tubing) .....	1,250.00
FUSO LUX (SLX tubing) .....	1,350.00
FUSO Lux (Reynolds 653)* .....	1,399.00
FUSO Lux (Reynolds 753)* .....	1,499.00

\*On Reynolds 753 & 653 chrome plating of front & rear dropouts standard. And a tunnel thru top tube is not available.



# RECHERCHE

"IN THE PURSUIT OF EXCELLENCE"

FROM THE FRAME SHOP OF  
**dave moulton** 

## SPECIFICATIONS

Hand made in the frame shop of Dave Moulton  
Columbus S.L. tubing with S.P. chainstays.  
Investment cast bottom bracket shell.  
Investment cast lugs and fork crown, with integral fork  
stiffener.  
Campagnolo front and rear dropouts.

## MEASUREMENTS

English threading.  
27.2 seat post diameter.  
Six speed spacing (126mm).  
Head tube angles 73°.  
Seat tube angle 73° to 76° depending on frame size.  
Fork rake 1 3/8 inches.  
Bottom bracket height 10 3/8 inches.  
Wheelbase varies between 38 1/2 and 39 1/2 inches  
according to frame size.

## BRAZE ONS

Two water bottle mounts.  
Campagnolo lever bosses.  
Delrin cable guide under bottom bracket.  
Cable stop on chainstay.  
Brake cable guides.  
Drilled for recessed brake bolts.  
Chain hanger.  
Pump peg.

## PAINT

RECHERCHE RED


FRENCH BLUE

WINNING YELLOW

Three coats of paint with five coats of clear over entire  
frame and decals. (DuPont Imron)

## FRAME SIZING

SEAT TUBE (center to top)	49	51	53	56	58	60	62
TOP TUBE (center to center)	51	51.5	53	55	56	57	57.5
APPROXIMATE SEAT ANGLE	76.5	76	76	74.5	74	73.5	73



# FUSO LUX

A very special frameset for the connoisseur, who simply loves to own and ride the finest in handcrafted bicycles.

The **FUSO Lux** represents only a very small percentage of Dave Moulton's frame production, but this is what makes it so special. Many extra hours of painstaking labor are lavished on the filing and attention to detail of this frame. The highest quality chrome is added to the right chainstay, drop-out faces, front derailleur braze-on, and even a specially designed chain-hanger is chromed.

The frame has the more traditional style one-color finish. The paint is to Dave Moulton's highest custom standard, with multi-clear coats, hand-sanded to the smoothest finish. Shown here in Classic White, but also available in any of the standard **FUSO** colors along with a host of pearlescent or candy apple colors.


As well as the points already mentioned, small subtle differences distinguish the **FUSO Lux**, like the rear brake bridge; a Cinelli double taper style is used with long diamond-shaped reinforcements.

The fork crown is the Cinelli aerodynamic (without engraving) integral fitting and filed to a beautiful smooth one-piece look. A designer investment cast front derailleur braze-on is standard on this frame.

Because some things just can't be improved upon, the frame geometry is of course the same as all Dave Moulton frames. So please refer to the **FUSO** spec sheet for other details and sizes available.

The **FUSO Lux**, built to the highest standard, is not low in price. No one would expect it to be. However, it does have one important feature inherited from the other **FUSO** model, and that is value for money, compared to other frames on the market.

The reason for this is frame-building efficiency brought about by Dave Moulton's experience and know how.



FROM THE FRAME SHOP OF  
**dave moulton** 

P.O. BOX 1075

SAN MARCOS, CALIFORNIA 92069

### SPECIFICATIONS

Columbus S.L. tubing with S.P. chainstays for stiffer rear triangle  
 Special investment cast lugs and bottom bracket shell  
 Fork crown investment cast by Cinelli especially for the **FUSO** frame

Columbus front and rear dropouts

Rear brake bridge and other braze on parts by Cinelli

### PAINT — DUPONT IMRON

(CHOOSE ANY COMBINATION FROM BELOW)

#### BOTTOM COLOR

Red\*  
 Purple  
 Navy Blue  
 Smoke Grey

#### TOP COLOR

Red\*  
 Silver Metallic  
 Lilac Metallic  
 Ice Blue Metallic  
 Bright Yellow  
 Pearl Pink



\*Red and Red are not available.

*Note: The first color is the bottom rear portion of the frame. The second color is the top and front including the front fork. The decal panels, which are white with gold edging and have colored chevron stripes, form the division between the two colors. A really high quality chrome enamel head badge featuring the **FUSO** logo complete the job.*

### MEASUREMENTS

English threading  
 27.2 seat post diameter  
 Six speed rear spacing (126 mm)  
 Head tube angle 73°\*  
 Fork rake 1 3/8 inches\*  
 Chainstay length 16 1/8 inches  
 Wheelbase between 38 1/2 and 39 1/2 according to frame size  
 Bottom bracket height 10 5/8 inches (2 3/4 in drop)

\*49 and 50 cm frames have 72° head angle and 1 5/8 fork rake.

### BRAZE ONS

Two sets of water bottle mounts on seat and down tubes  
 Campagnolo lever bosses on down tube  
 Cable guides under bottom bracket  
 Stop on chainstay  
 Brake cable eyes on top tube  
 Drilled for recessed brake bolts  
 Pump peg on head tube


*Note: Frames 52 cm and under do not have a pump peg. On these frames the pump should be fitted in reverse under top tube with a Campagnolo or Silca type pump head resting against the top or bottom head lug, whichever is the most secure fitting for the particular size frame.*

### FRAME SIZES AVAILABLE IN CENTIMETERS

(Measured center of bottom bracket to top of seat lug)

	49	50	51	52	53	54	55	56	57	58	59	60	61	62	63	64
Top Tube Length (Centimeters)	51	51	51.5	52	53	54	54.5	55	55.5	56	56.5	57	57.5	58	58	58.5
Approximate Seat Angle	76.5	76.5	76.5	76	76	75.5	75	74.5	74.5	74	74	73.5	73	73	73	73

Note: Frames are built to a series of measurements, rather than exact angles, so angles shown here are approximate.



**dave moulton**

P.O. Box 1075, San Marcos, CA 92069